

PRODUCT DATASHEET

LVED CV 75W/12V

CONSTANT VOLTAGE IP67 OUTDOOR DRIVER



AREAS OF APPLICATION

- Street and urban lighting
- Industry
- Suitable for outdoor applications in luminaires
- Suitable for use in outdoor luminaires of protection

PRODUCT FAMILY FEATURES

- Input voltage range 200~277 VAC
- Constant Voltage 12V
- IP67 design for indoor and outdoor applications
- Suitable for dry / damp / wet locations
- 5 years warranty

TECHNICAL DATA

General

Model Name	LVED CV 75W/12V
Driver Type	Non-dim driver
Region	EU / APM
Certification and Report	CB, CE, ENEC, ROHS, REACH, EMC,
Indoor / Outdoor	Outdoor
IP Level	IP67
Protection Class	Class I
Application Character	Independent

Electrical Data

Requirement	Condition	Rated Value	Tolerance	Unit
Input Voltage		200-277		VAC
Input Voltage		176-305		VAC
Input Voltage		250-400		VDC
Input Current		550		mA
Input Wattage	Steady state	86		W
No-load Power		/		W
Stand-by Power		/		W
Power Factor		0.96		
Driver Efficiency @ Measured at full load & 25°C ambient temperature input 230VAC		88(min)		%
Total Harmonic Distortion (THD) @ Measured at full load & 25°C ambient input 230VAC	Steady State Testing At Rated Input Voltage Range	10(max)		%
Output Power	Steady State	75		W

Driver Output Voltage		12-24 - 36 - 48	V
Driver Output Current	Steady State Testing At Rated Voltage	0-6250 0-3120 0-2080 0-1560	mA
Driver Output Current / Voltage Line Regulation (for constant current driver)	Steady State Testing At Rated Voltage Range	±2	%
Output ripple current Percentage	$(I_{max} - I_{min}) / (I_{max} + I_{min}) * 100\%$	<3	%
Start Delay Time	$(I_{max} - I_{min}) / (I_{max} + I_{min}) * 100\%$	0.5	S
Inrush Current [A] at Test Voltage	Testing at mains supply	70(max)	A
Inrush Charge Time Th50 [us]		200	uS
Max Unit Per Circuit Breaker	B10	/	Siemens / ABB
	B16	5	Siemens / ABB
	B25	/	Siemens / ABB
	C10	/	Siemens / ABB
	C16	10	Siemens / ABB
	C25	/	Siemens / ABB
Dimming Range		/	%
Dimming Compatiblity		/	%

Note: Normal working voltage range of LED power supply: 176-305V

Lifetime and Application Environment

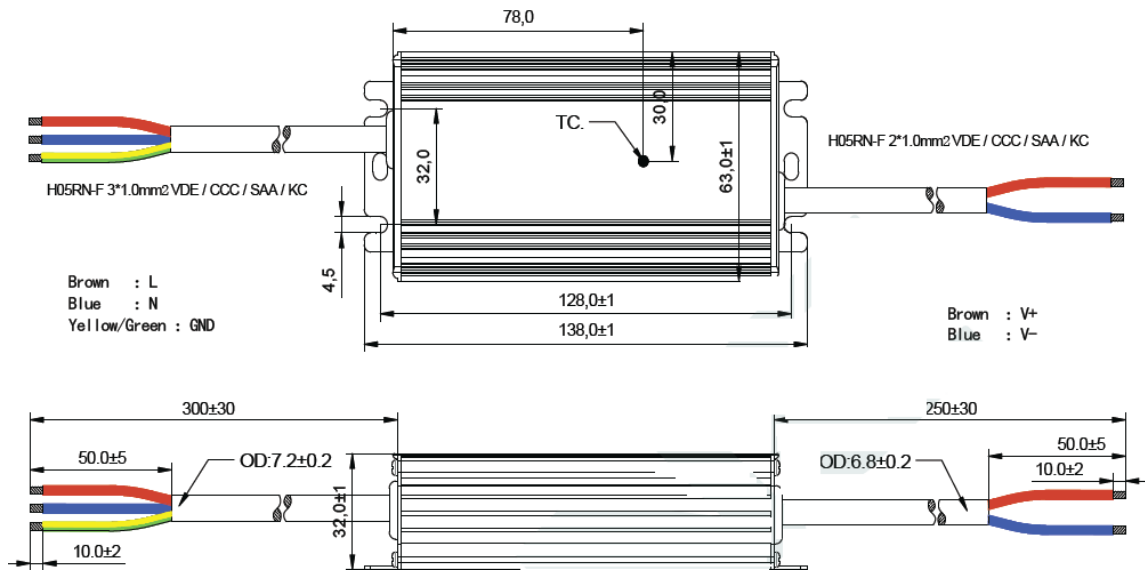
Requirement	Condition	Rated Value	Unit
Ambient Temperature Range (Ta)		-40 ~ +55	°C
Max. Tc temperature of driver in fault condition	Test at Max. Ta	≤100	°C
Max. Tc temperature of driver	Test at Max. Ta, and measured on tc point indicated of the product label.	≤90	°C
Storage Temperature Range		-40 ~ +80	°C
Operating humidity Range		10 - 95	%
Rated Lifetime	Tc=75°C, 230Vac	70,000	h
Warranty year	Acc. to purchasing & sales agreement	5	year
MTTF		230000	Hrs
Switching Cycle	25°C 0.5min on /0.5min off cycle	25000	times

Protection Function

Requirement	Condition	Rated Value	/
Output circuit short protection		Yes	/
Output circuit open protection			Not Applicable
Output circuit over voltage protection	Rated input voltage	Yes	/
Overload protection		Yes	/
Over temperature protection		Yes	/
Noise level (single lamp)	Test at 20cm with noise testing equipment	/	dB

Note: After triggering OTP, there is a flashing light phenomenon on the input switch

Dimensions & Weight

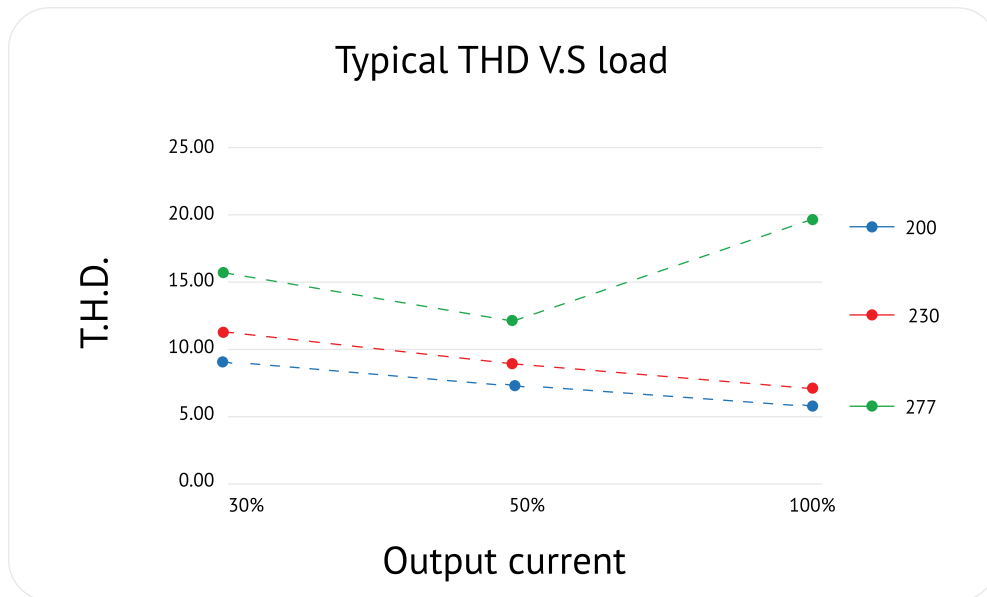


Note: please mark LED driver and luminaire module Tc test point in picture as above

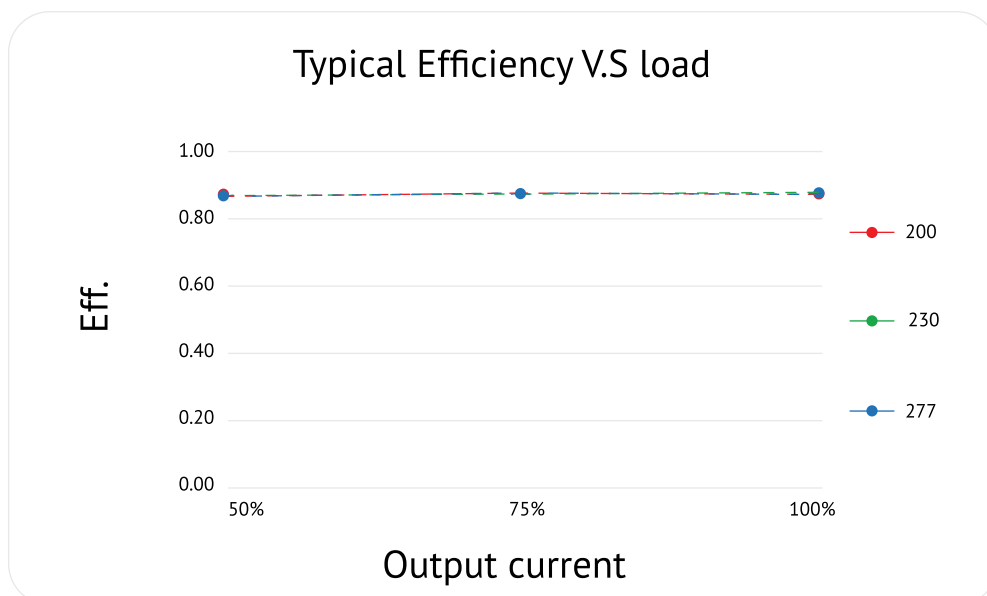
Length	138 mm	Weight	497 g
Width	63 mm	Diameter	/ mm
Height	32 mm	Cable Length & Size of LED Driver Output	(2x1.0mm ²) 250 / ±20mm

Curve

Typical THD V.S load

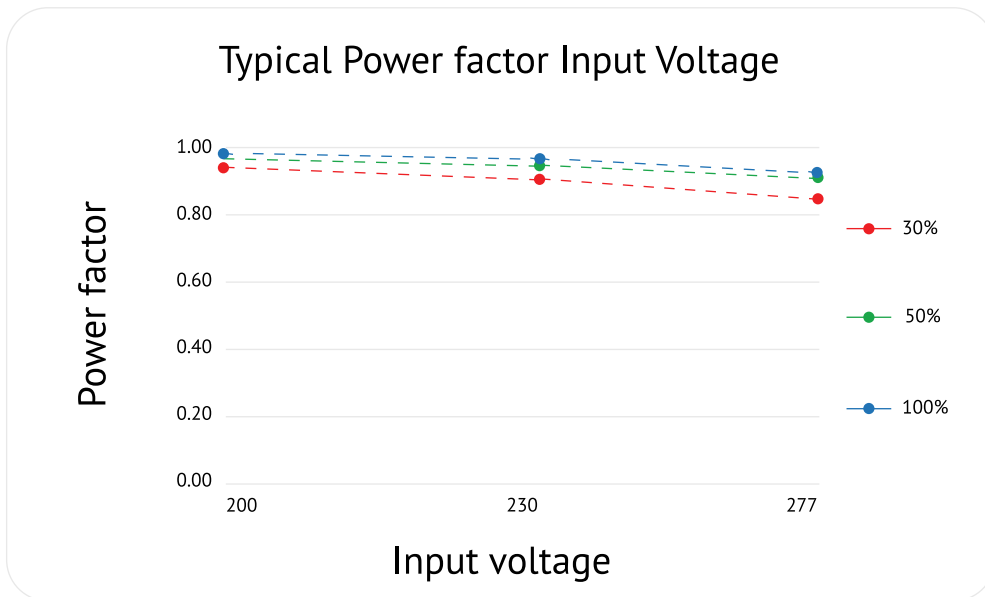


Typical Efficiency V.S load



Curve

Typical Power factor Input Voltage



Typical Lifetime V.S Tc

